D280K端子承认图面

REV	SYM	REVISION RECORD	DR.	APPR.	DATE
A/0		原 始 版 本			B
A/1	①	由D2801-TKB255B3变更为D280K-TB255B3	WZY		2016.10.04
A/2	②	新增D280K-TA255B3,原基础上压线脚改小	WZY		2019.03.06
A/3	③	新增D280K-TD255B10	SH		2022.04.08
A/4	④	新增D280K-TB258	FXZ		2024.11.20
A/5	⑤	新增D280K-TA258	CR		2026.03.16

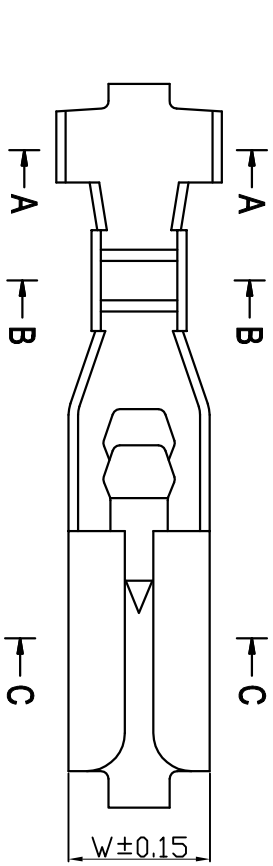

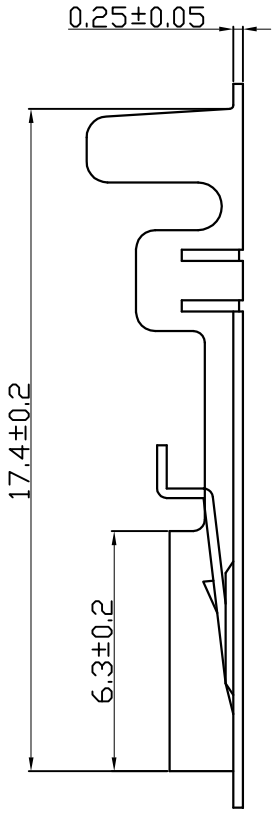

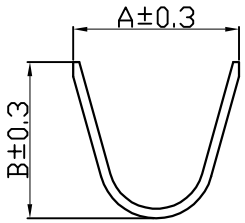

A-A

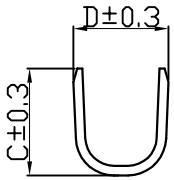

B-B

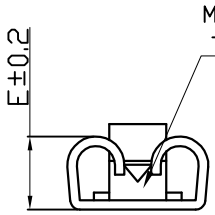

C-C

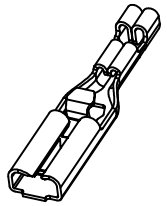

3-D View After crimping



端子出料方式 Terminal discharge mode

	Part No.	A	B	C	D	W	E	Material	Finish	Mating tab thickness	Wire Range (AWG)	Insulation O.D(mm)	Section Area(mm²)	Qty/reel
①	D280K-TB255B	4.2	4.1	2.9	2.7	3.7	1.9	Brass	MATT Tin	0.5	#22 to #18	1.7~3.0	0.33~0.83	12000pcs
②	D280K-TA255B	2.9	3.1	1.7	2.0	3.7	1.9	Brass	MATT Tin	0.5	#24 to #20	1.1~1.6	0.13~0.33	12000pcs
③	D280K-TD255B	3.4	3.4	2.4	2.5	3.7	1.9	Brass	Tin	0.5	#24 to #20	1.0~2.5	0.21~0.5	12000pcs
④	D280K-TB258B	4.2	4.1	2.9	2.7	3.7	2.2	Brass	MATT Tin	0.8	#22 to #18	1.7~3.0	0.33~0.83	12000pcs
⑤	D280K-TA258B	2.9	3.1	1.7	2.0	3.7	2.1	Brass	MATT Tin	0.8	#24 to #20	1.1~1.6	0.13~0.33	12000pcs

未注公差				LHE® 浙江联和电子有限公司 ZHEJIANG LIANHE ELECTRONICS CO.,LTD				
X.° ±3°	X.X° ±0.5°							
>0~3	>3~18	>18~50	>50~120	单位	比例	Design Units	SIZE	页码
±0.12	±0.15	±0.3	±0.5	MM Only	——	METRIC	A4	
制作	审核	批准		材料	图号			Part No.
				见图解	品名	2.8(110)直插带锁端子		

旧底图总号

底图总号

签字

日期