PHSD型连接承认图面

REV	SYM	REVISION RECORD	DR.	APPR.	DATE
A/0		原 始 版 本			A/0
A/1					

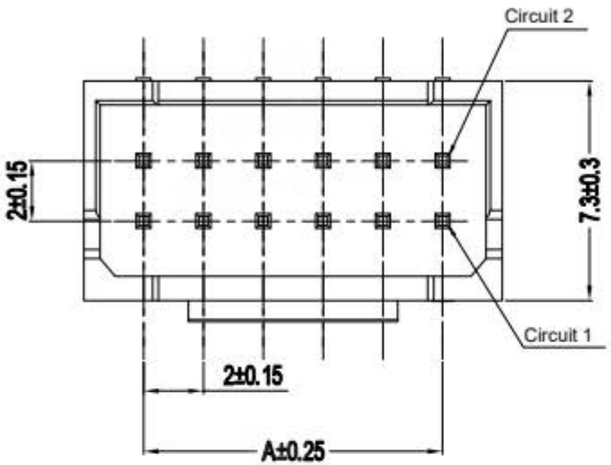

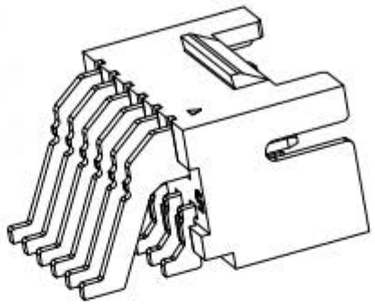

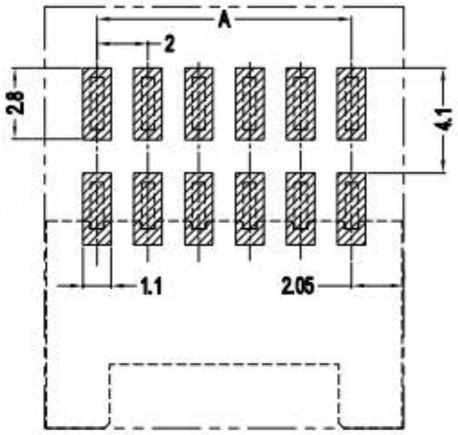

适用线路板(PCB LAYOUT)

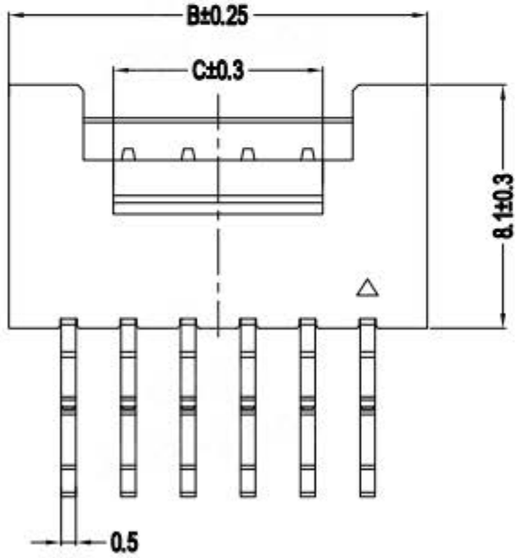

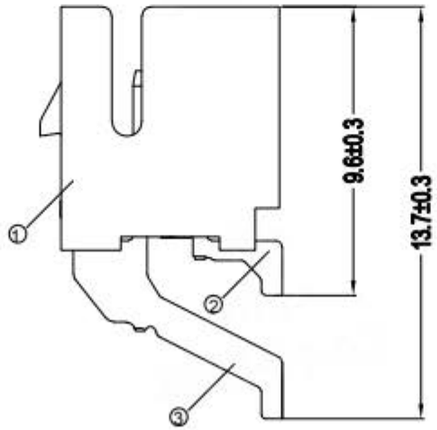

Poles	Part No.		Dimensions mm A	B	C
4	A2006-SR02X2	PHSD-2X2AWB	2.00	6.00	3.20
6	A2006-SR03X2	PHSD-2X3AWB	4.00	8.00	3.20
8	A2006-SR04X2	PHSD-2X4AWB	6.00	10.00	3.00
10	A2006-SR05X2	PHSD-2X5AWB	8.00	12.00	5.00
12	A2006-SR06X2	PHSD-2X6AWB	10.00	14.00	7.00
14	A2006-SR07X2	PHSD-2X7AWB	12.00	16.00	9.00
16	A2006-SR08X2	PHSD-2X8AWB	14.00	18.00	11.00
18	A2006-SR09X2	PHSD-2X9AWB	16.00	20.00	13.00
20	A2006-SR10X2	PHSD-2X10AWB	18.00	22.00	15.00
22	A2006-SR11X2	PHSD-2X11AWB	20.00	24.00	17.00
24	A2006-SR12X2	PHSD-2X12AWB	22.00	26.00	19.00
26	A2006-SR13X2	PHSD-2X13AWB	24.00	28.00	21.00
28	A2006-SR14X2	PHSD-2X14AWB	26.00	30.00	23.00
30	A2006-SR15X2	PHSD-2X15AWB	28.00	32.00	25.00
32	A2006-SR16X2	PHSD-2X16AWB	30.00	34.00	27.00

序号	名称	材料	数量	附注
2	针Wafer	铜合金	N	镀锡
1	基座Housing	LCP, UL94V-0	1	

未注公差			
X.° ±3° .X° ±0.5°			
0 <XX ≤3	3 <XX ≤18	18 <XX ≤50	50 <XX ≤120
±0.12	±0.15	±0.30	±0.5

LHE® 浙江联和电子有限公司
ZHEJIANG LIANHE ELECTRONICS CO.,LTD

单位	比例	Design Units	SIZE	页码
MM Only	——	METRIC	A4	

制作	审核	批准	材料	图号	Part No.
			见图解	品名	PHSD-2XNAWB(714)