PH型连接器承认书图面

名　　称	材　　料	数量	附　　注
基座 Housing	LCP	1	Beige(米黄色)
针 Wafer	黄铜镀锡 Brass Tin	N	

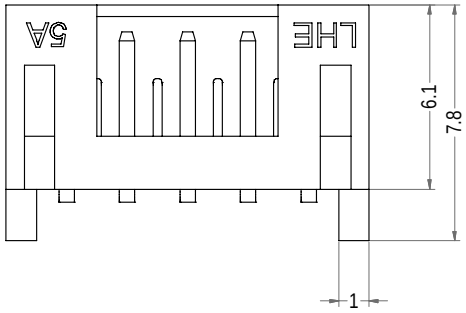

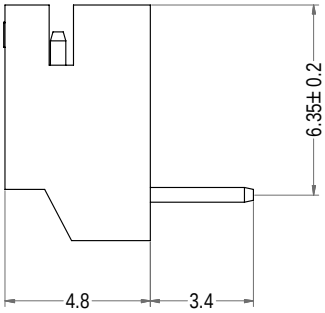

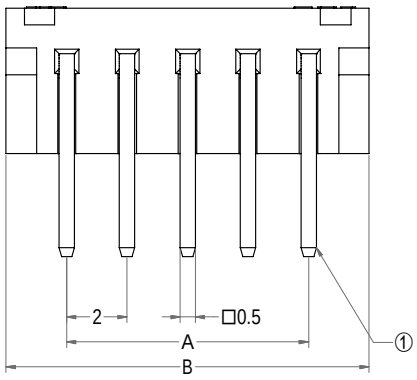

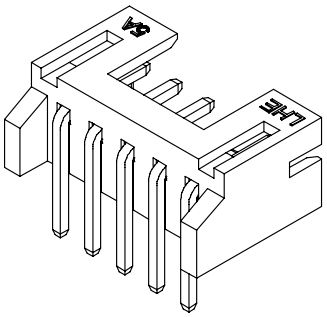

3D图示

Poles	Part No.	Description	DIM=A	DIM=B
2	A2001-WRB02-W	PH-2AWD通孔	2.00	6.00
3	A2001-WRB03-W	PH-3AWD通孔	4.00	8.00
4	A2001-WRB04-W	PH-4AWD通孔	6.00	10.00
5	A2001-WRB05-W	PH-5AWD通孔	8.00	12.00
6	A2001-WRB06-W	PH-6AWD通孔	10.00	14.00
7	A2001-WRB07-W	PH-7AWD通孔	12.00	16.00
8	A2001-WRB08-W	PH-8AWD通孔	14.00	18.00
9	A2001-WRB09-W	PH-9AWD通孔	16.00	20.00
10	A2001-WRB10-W	PH-10AWD通孔	18.00	22.00
11	A2001-WRB11-W	PH-11AWD通孔	20.00	24.00
12	A2001-WRB12-W	PH-12AWD通孔	22.00	26.00
13	A2001-WRB13-W	PH-13AWD通孔	24.00	28.00
14	A2001-WRB14-W	PH-14AWD通孔	26.00	30.00
15	A2001-WRB15-W	PH-15AWD通孔	28.00	32.00
16	A2001-WRB16-W	PH-16AWD通孔	30.00	34.00
17	A2001-WRB17-W	PH-17AWD通孔	32.00	36.00
18	A2001-WRB18-W	PH-18AWD通孔	34.00	38.00
19	A2001-WRB19-W	PH-19AWD通孔	36.00	40.00
20	A2001-WRB20-W	PH-20AWD通孔	38.00	42.00

LHE® 浙江联和电子有限公司

品名	PH-AWD通孔	比例	4 : 1
料号	A2001-WRB-W	未注公差(mm)	
图号	/	>0~3	±0.12
材料	LCP	>3~18	±0.15
制图	2026-08-22	>18~50	±0.3
审核	2026-08-22	>50~120	±0.5
批准	2026-08-22	X°	±3°
视角		X.X°	±0.5°