SIN端子承认图面

REV	SYM	REVISION RECORD	DR.	APPR.	DATE
A/0		原 始 版 本			A/0
A/1		T11B变更为T12, T11C变更为T13			20191225
A/2		增加T14端子			20210911
A/3	①	增加T15端子, 并取消端子表面处理说明	YF		20220418

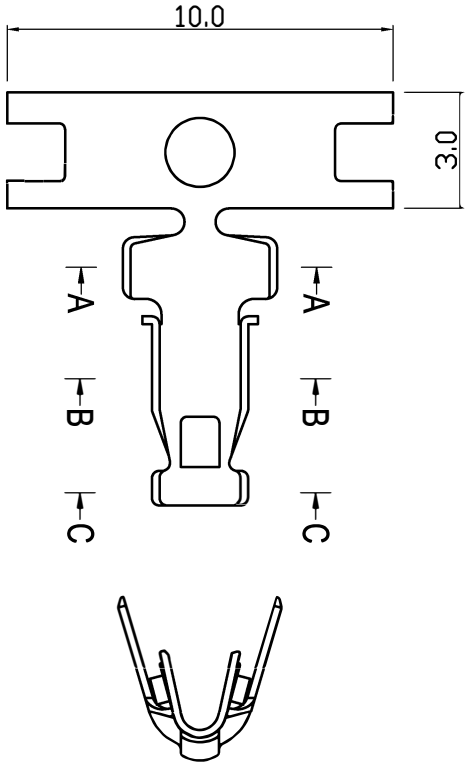

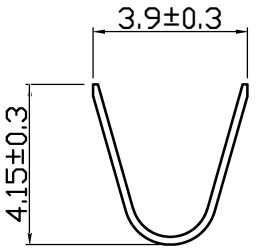

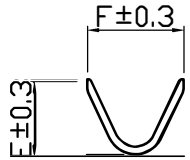

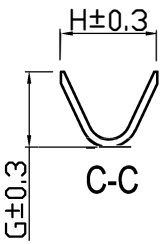

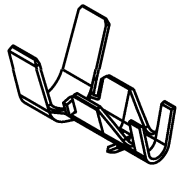

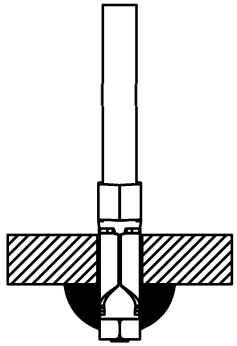

SOLDERING GRAPHIC
FOR REFERENCE ONLY

	Part No.		A	B	C	D	E	F	G	H	Material	Finish	Qty/reel
	D700G-TA20-P	SIN-T11	7.0	4.7	2.3	0.6	1.95	2.4	2.1	2.5	Phosphor Bronze	TIN	4000pcs
	D700G-T12B20-B	SIN-T12	7.0	4.3	2.0	0.6	2.4	2.65	2.7	3.0	Brass	TIN	4000pcs
	D700G-T13B20-B	SIN-T13	5.9	3.3	1.6	0.7	2.7	3.0	2.7	3.0	Brass	TIN	4000pcs
	D700G-T14B20-P	SIN-T14	7.0	4.7	2.3	0.44	1.95	2.4	2.1	2.5	Phosphor Bronze	TIN	4000pcs
①	D700G-T15B20-B	SIN-T15	6.85	4.05	2.1	0.6	2	2.1	2.3	2.1	Brass	TIN	4000pcs

规格 Specifications

1、额定电流 Current rating: 取决于适用的电线
Depends on applicable wires
2、温度范围 Temperature range: -25℃ to +85℃
3、接触电阻 Contact resistance: ≤10mΩ(Initial)
4、适用线规 Applicable wire: AWG #22 to #18
5、适用基板厚度 Applicable PC board thickness:1.2 to 2.2mm
6、适用基板孔径 Applicable PC board hole dim.:φ1.8mm
7、符合RoHS Compliant RoHS

未注公差				浙江联和电子有限公司 ZHEJIANG LIANHE ELECTRONICS CO.,LTD					
X.° ±3°	X.X° ±0.5°								
>0~3	>3~18	>18~50	>50~120	单位	比例	Design Units	SIZE	页码	
±0.12	±0.15	±0.3	±0.5	MM Only	——	METRIC	A4		
制 作	审 核	批 准		材 料	图 号			Part No.	
				见图解	品 名	SIN-T			

旧底图总号

底图总号

签 字

日 期